



Patient
Information

The Chairside Navigator

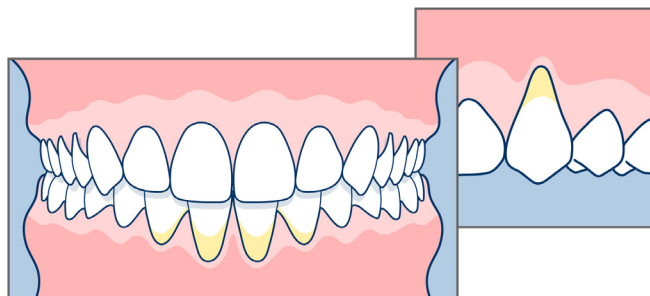
Understanding your Regenerative Treatment

Receding Gums



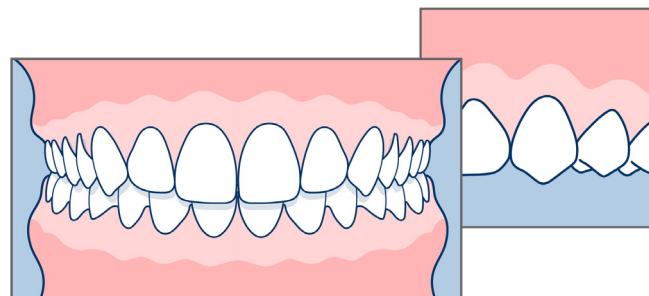
More information:
www.geistlich.co.uk/dental-patients/receding-gums

Before



- ☹ Exposed tooth root
- ☹ Tooth sensitivity
- ☹ Bleeding gums when brushing
- ☹ Impaired esthetics

After



- 👍 Healthy gums
- 👍 No or reduced tooth sensitivity
- 👍 Pain-free brushing
- 👍 Restored esthetics

Receding Gums

Periodontitis

Tooth Removal

Stable Bone for Dental Implants

Biomaterials

Bone Regeneration

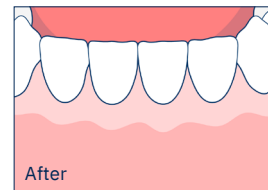
Gum Regeneration



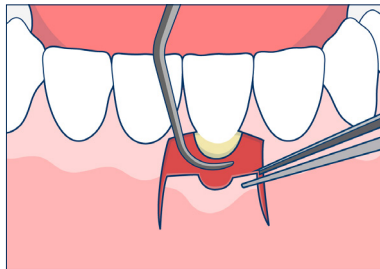
Receding Gums

More information:
www.geistlich.co.uk/dental-patients/receding-gums

How does gum graft surgery work?

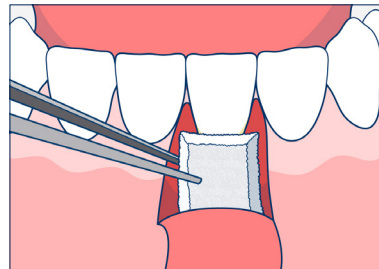


1.



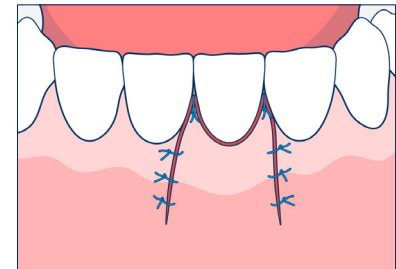
Local anaesthesia
Gum elevation
Cleaning of the tooth root

2.



Placement of collagen matrix

3.



Suturing of the gums

Receding Gums

Periodontitis

Tooth Removal

Stable Bone for Dental Implants

Biomaterials

Bone Regeneration

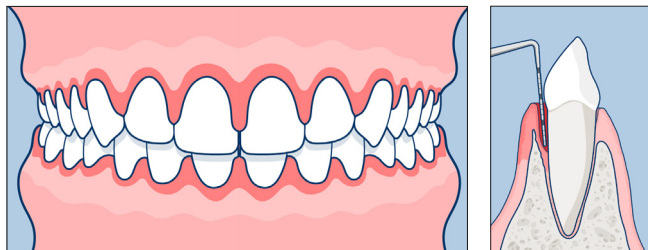
Gum Regeneration

Periodontitis



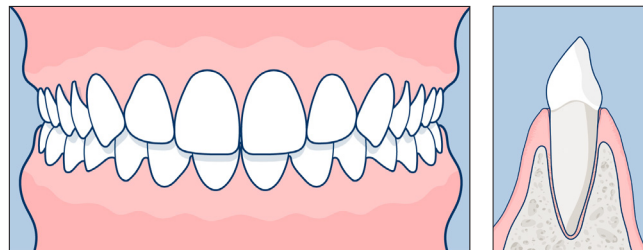
More information:
[www.geistlich.co.uk/
dental-patients/periodontitis](http://www.geistlich.co.uk/dental-patients/periodontitis)

Before



- 👎 Red, tender and swollen gums
- 👎 Bleeding gums when brushing
- 👎 In a late stage: pus between your teeth and gums and loose teeth

After



- 👍 Healthy gums
- 👍 Pain-free brushing
- 👍 No inflammation
- 👍 Stable tooth

Receding
Gums

Periodontitis

Tooth Removal

Stable Bone for
Dental Implants

Biomaterials

Bone
Regeneration

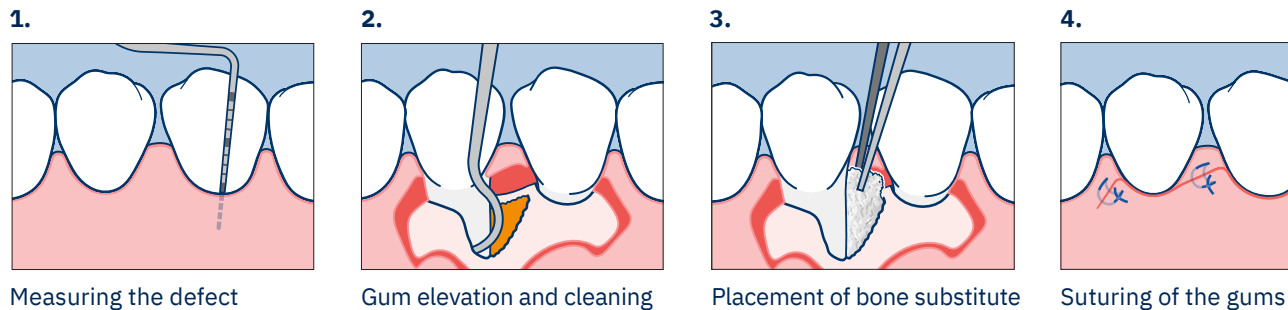
Gum
Regeneration

Periodontitis



More information:
[www.geistlich.co.uk/
dental-patients/periodontitis](http://www.geistlich.co.uk/dental-patients/periodontitis)

How does periodontal surgery work?



Receding
Gums

Periodontitis

Tooth Removal

Stable Bone for
Dental Implants

Biomaterials

Bone
Regeneration

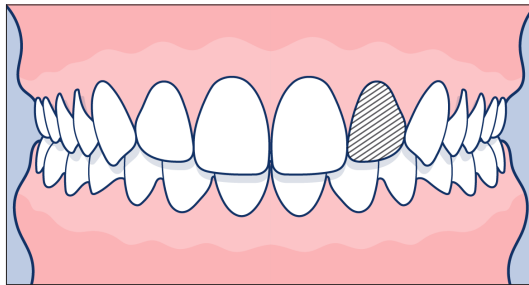
Gum
Regeneration

Tooth Removal



More information:
www.geistlich.co.uk/dental-patients/tooth-removal

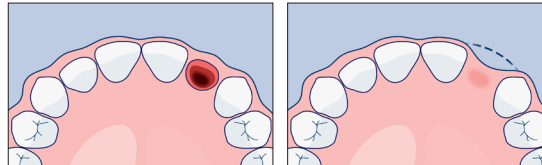
Before



👉 Tooth needs to be extracted

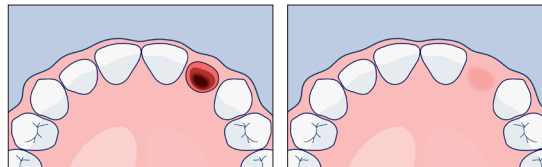
After

without ridge preservation



- 👉 Loss of bone width within the first 3 months
- 👉 Bone needs to be rebuilt for implant or dental bridge

with ridge preservation



- 👍 Maintenance of bone width
- 👍 More convenient / less invasive implant placement
- 👍 More treatment flexibility

Receding Gums

Periodontitis

Tooth Removal

Stable Bone for Dental Implants

Biomaterials

Bone Regeneration

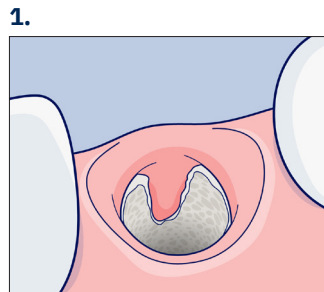
Gum Regeneration

Tooth Removal

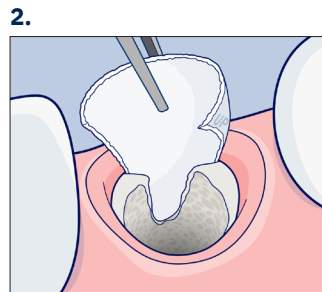


More information:
www.geistlich.co.uk/dental-patients/tooth-removal

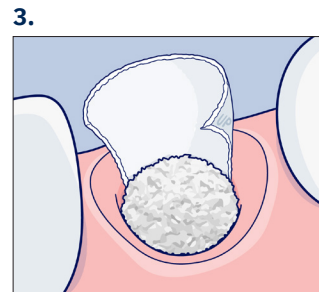
How can bone be preserved after tooth removal?



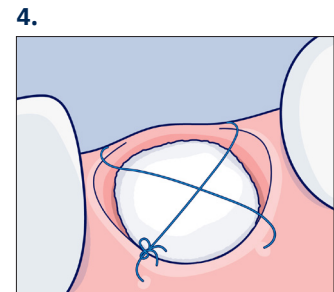
Extraction socket with defective bone wall



Placement of a collagen membrane



Placement of bone substitute



Suturing

Receding Gums

Periodontitis

Tooth Removal

Stable Bone for Dental Implants

Biomaterials

Bone Regeneration

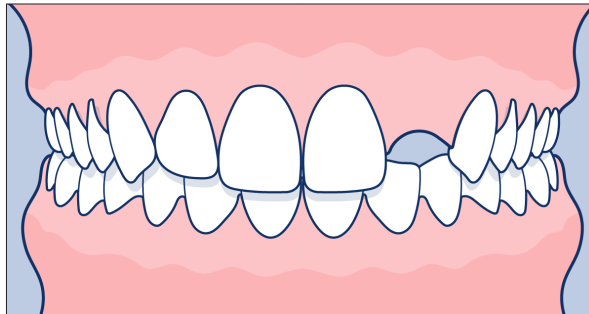
Gum Regeneration



Stable Bone for Dental Implants

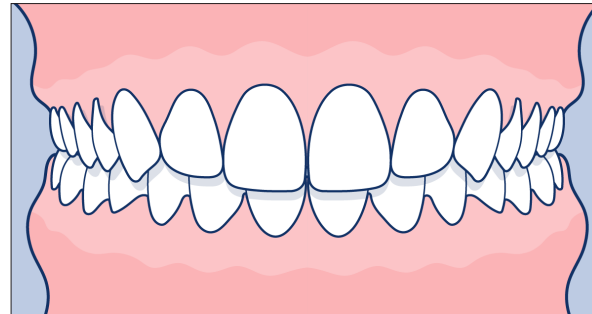
More information:
[www.geistlich.co.uk/
dental-patients/dental-implants](http://www.geistlich.co.uk/dental-patients/dental-implants)

Before



- ☹ Missing tooth
- ☹ Reduced bone volume

After



- 👍 Complete denture
- 👍 Esthetic solution / confident smile
- 👍 Normal chewing

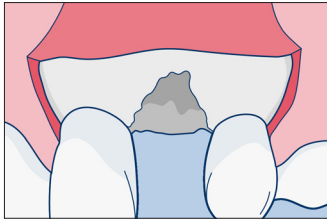
Stable Bone for Dental Implants



More information:
[www.geistlich.co.uk/
dental-patients/dental-implants](http://www.geistlich.co.uk/dental-patients/dental-implants)

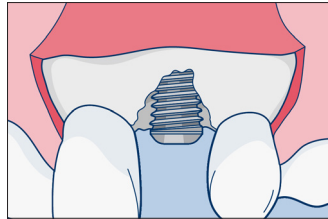
How to create stable bone around implants?

1.



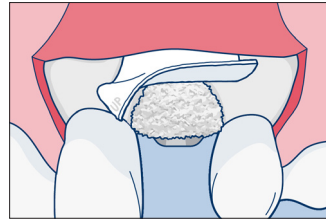
Gum elevation shows reduced bone volume

2.



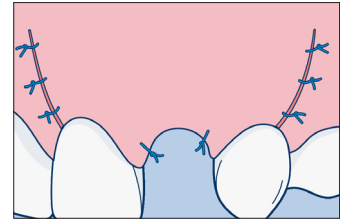
Implant placement with exposed implant threads

3.



Placement of bone substitute and protective membrane

4.



Suturing of the gums

Receding Gums

Periodontitis

Tooth Removal

Stable Bone for Dental Implants

Biomaterials

Bone Regeneration

Gum Regeneration



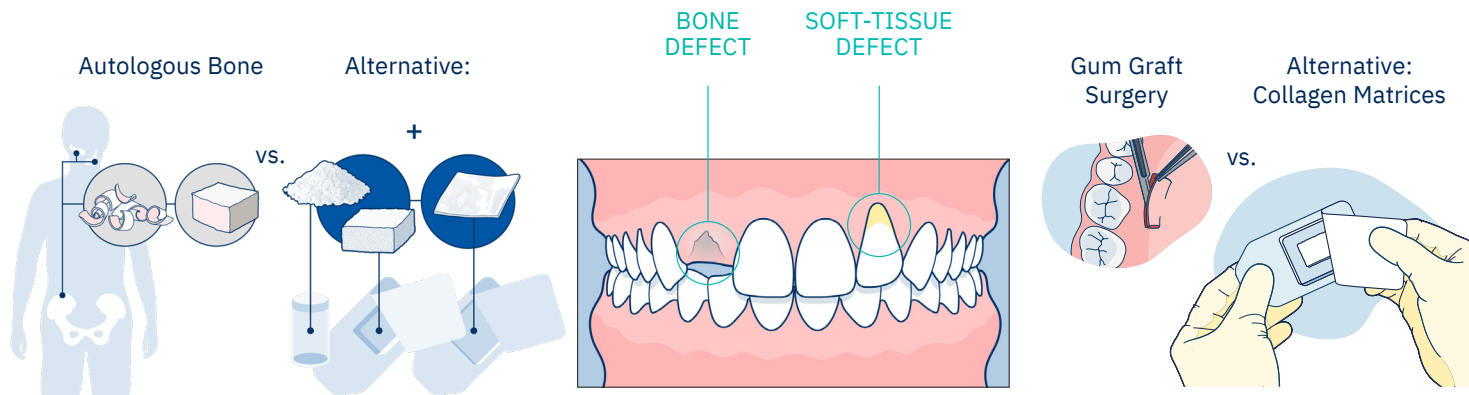
Biomaterials

More information:
[www.geistlich.co.uk/
dental-patients/
what-are-biomaterials](http://www.geistlich.co.uk/dental-patients/what-are-biomaterials)

What are the benefits of using biomaterials in dentistry?

To secure long-term success and oral health, regenerating bone and gums is often necessary. Using biomaterials helps to avoid:

- > Harvesting the patient's own bone and tissue from the palate
- > Creating a second surgical site
- > Unnecessary pain





More information:
[www.geistlich.co.uk/
 dental-patients/
 what-are-biomaterials](http://www.geistlich.co.uk/dental-patients/what-are-biomaterials)

Biomaterials

**Biomaterials supporting
bone regeneration**



**Biomaterials supporting
gum regeneration**



What are the benefits of Geistlich biomaterials?



High quality
Swiss products



Every 14 seconds a
Geistlich product is used



Scientifically proven in
over 1400 publications



Over 15 million successfully
treated patients worldwide



Strictly controlled
manufacturing process

Receding
Gums

Periodontitis

Tooth Removal

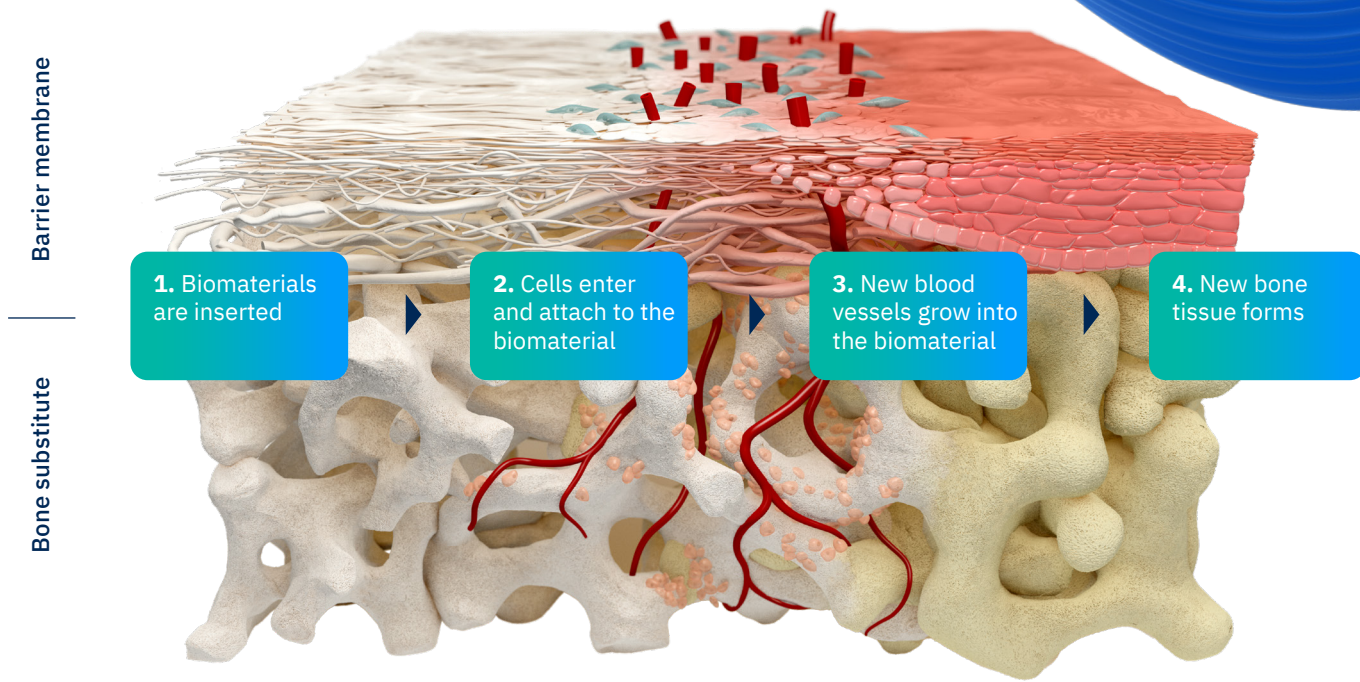
Stable Bone for
Dental Implants

Biomaterials

Bone
Regeneration

Gum
Regeneration

How does bone regeneration work?



Receding Gums

Periodontitis

Tooth Removal

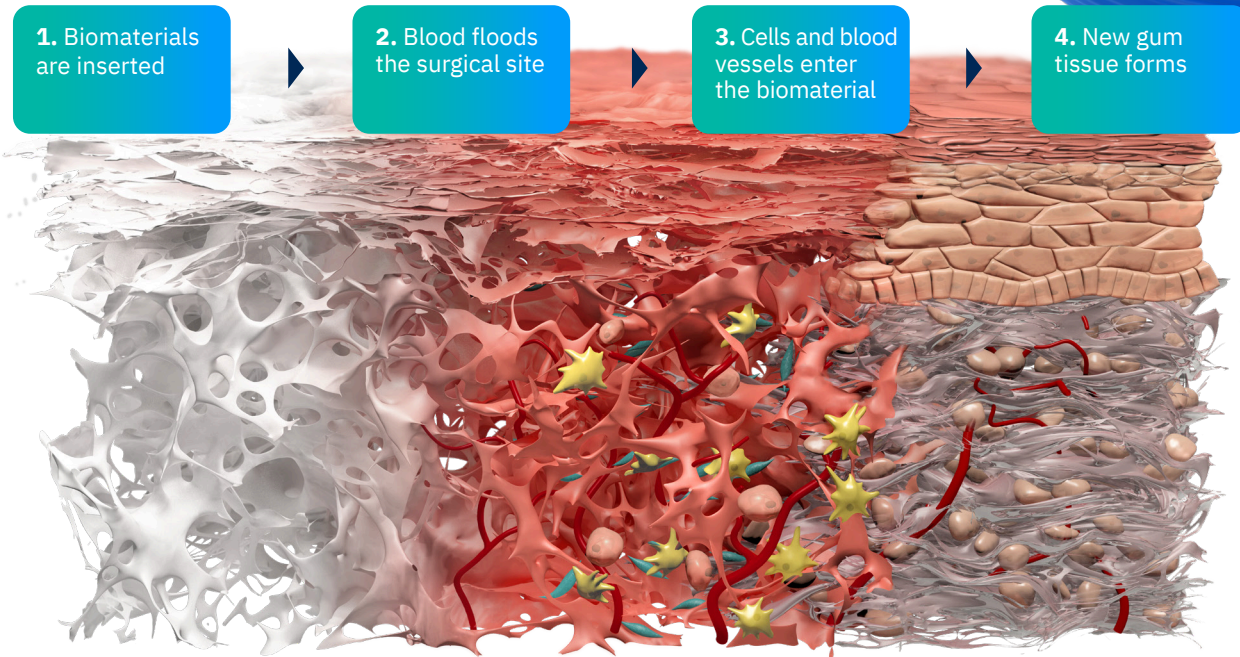
Stable Bone for Dental Implants

Biomaterials

Bone Regeneration

Gum Regeneration

How does gum regeneration work?



Receding Gums

Periodontitis

Tooth Removal

Stable Bone for Dental Implants

Biomaterials

Bone Regeneration

Gum Regeneration

leading regeneration

Geistlich



More details about our
distribution partners:
www.geistlich.co.uk

Manufacturer

Geistlich Pharma AG
Bahnhofstrasse 40
6110 Wolhusen
Switzerland
Phone +41 41 492 55 55
info@geistlich.com
www.geistlich-pharma.com